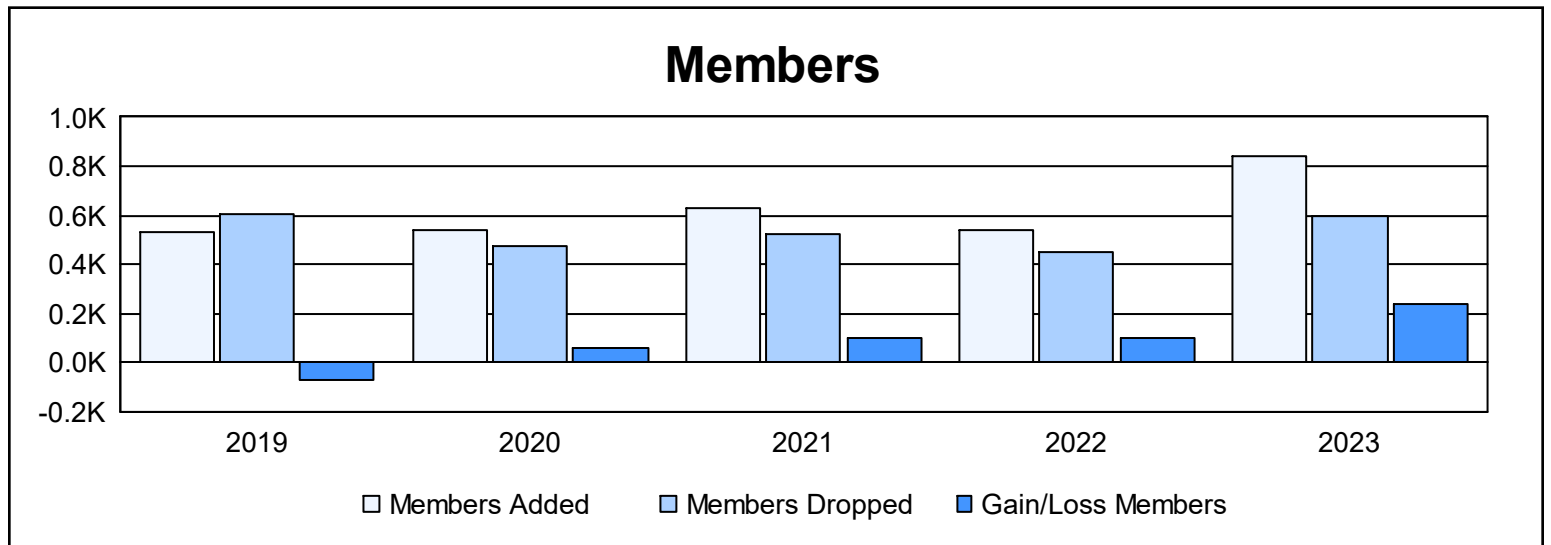
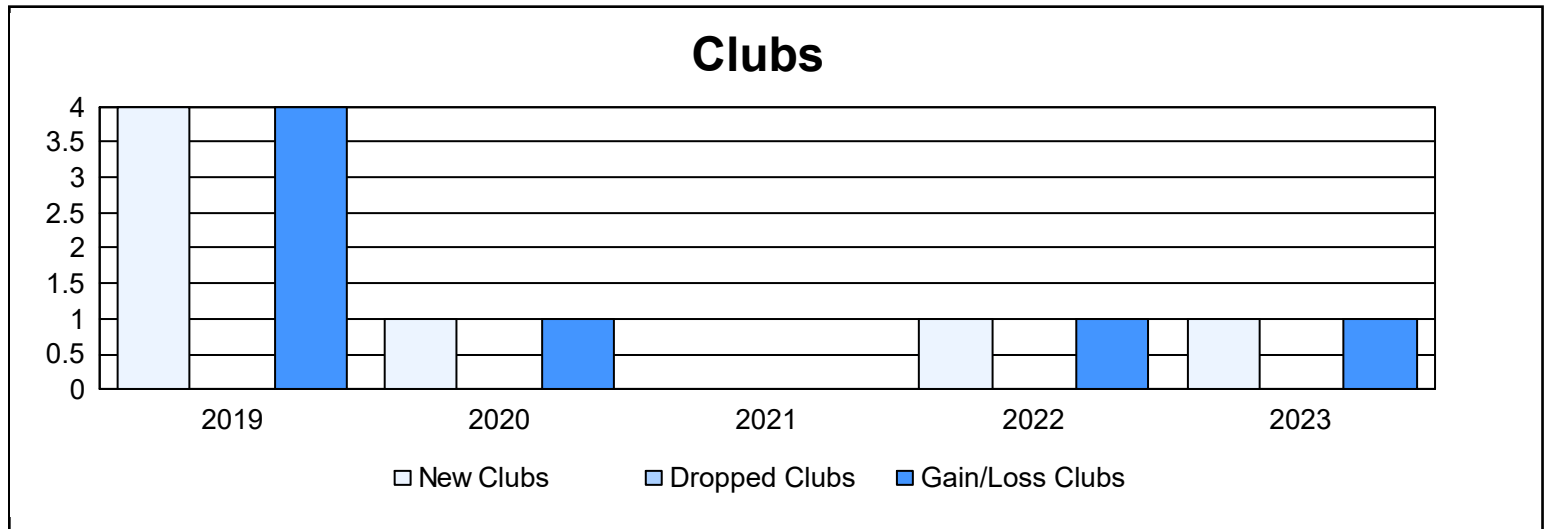
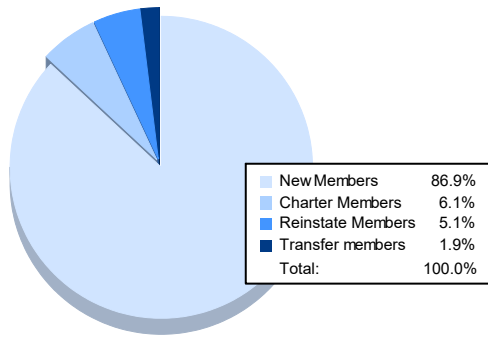


| Year           | New Clubs | Dropped Clubs | Gain/ Loss Clubs | New Members | Charter Members | Reinstate Members | Transfer Members | Total Member Added | Total Members Dropped | Gain/ Loss Members |
|----------------|-----------|---------------|------------------|-------------|-----------------|-------------------|------------------|--------------------|-----------------------|--------------------|
| 2018-2019      | 4         | 0             | 4                | 355         | 135             | 30                | 15               | 535                | 604                   | -69                |
| 2019-2020      | 1         | 0             | 1                | 433         | 47              | 45                | 15               | 540                | 478                   | 62                 |
| 2020-2021      | 0         | 0             | 0                | 573         | 5               | 41                | 11               | 630                | 527                   | 103                |
| 2021-2022      | 1         | 0             | 1                | 450         | 41              | 32                | 20               | 543                | 447                   | 96                 |
| 2022-2023      | 1         | 0             | 1                | 727         | 51              | 43                | 16               | 837                | 598                   | 239                |
| <b>Average</b> | <b>1</b>  | <b>0</b>      | <b>1</b>         | <b>508</b>  | <b>56</b>       | <b>38</b>         | <b>15</b>        | <b>617</b>         | <b>531</b>            | <b>86</b>          |



### Membership Composition June 2023 Cumulative



### Gender Composition June 2023 Cumulative

